



Maths Knowledge Organiser

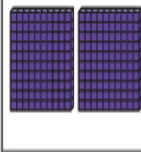


Year 3: Place value within 1,000

Prior Knowledge (Y2 Unit 1)

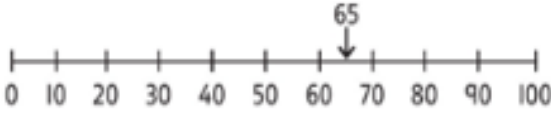
- Count numbers to 100
- Use different ways to show numbers to 100
- Use place value grids to make and compare numbers
- Count in 10s
- Compare and order numbers to 100
- Count in 2s and 5s

Structures and Representations

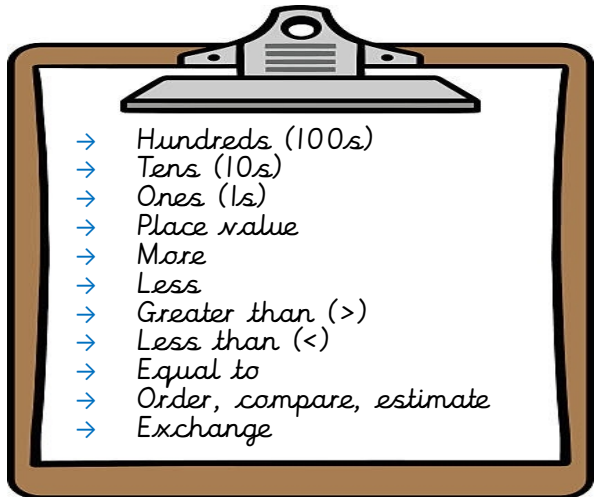
Place Value Grid

two hundred	fifty	six
		
200	50	6

Number Line



Base 10 equipment, place value counters and part-whole models.



- Hundreds (100s)
- Tens (10s)
- Ones (1s)
- Place value
- More
- Less
- Greater than (>)
- Less than (<)
- Equal to
- Order, compare, estimate
- Exchange

Counting prior knowledge

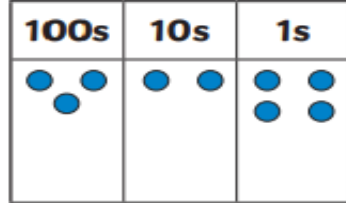
2s
0, 2, 4, 6, 8, 10, 12, 14, 16, 18, 20, 22, 24

5s
0, 5, 10, 15, 20, 25, 30, 35, 40, 45, 50, 55, 60

10s
0, 10, 20, 30, 40, 50, 60, 70, 80, 90, 100, 110, 120

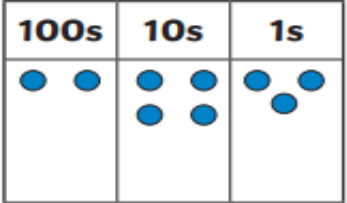
Compare and Order

100s 10s 1s



$324 > 243$
greater than

100s 10s 1s



$79 < 126$
less than

smallest

497

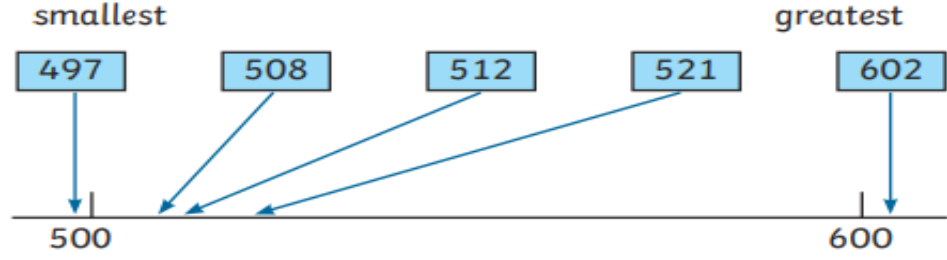
508

512




521




602

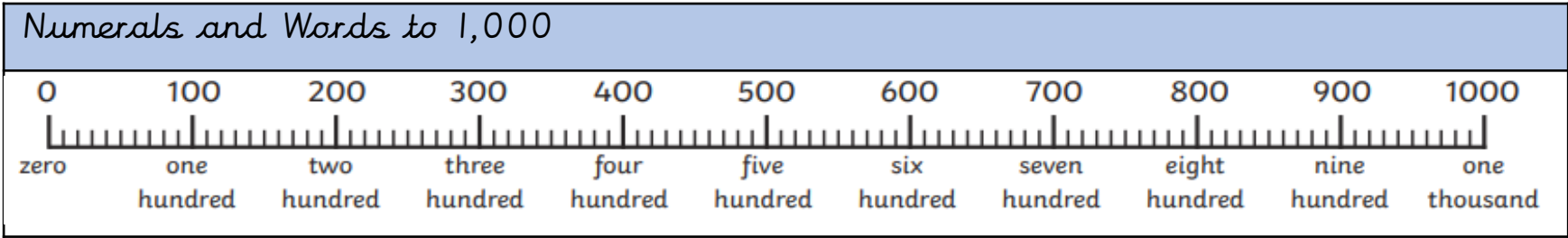
greatest



10 and 100 more or less

Ten Less	Ten More	Ten More
		
120	130	140

One Hundred Less	One Hundred More	One Hundred More
		
212	312	412



Represent Numbers to 1,000

587

five hundred and eighty-seven

Hundreds	Tens	Ones

$500 + 80 + 7$

Hundreds	Tens	Ones

- Links to Derby and Careers**
- Links to Derby**
- Rolls Royce
 - Bombardier
- Links to Careers**
- Accounting
 - Finance
 - Software developer
 - Scientist
 - Store assistant
 - Teaching

