








| What should I already know? | What a good one looks like! | Instruction writing toolkit |
|-----------------------------------------------------------------------------------------------------------------------------------------------------------------------------------------------------------------------------------------------------------------------------------------------------------------------------------------------------------------------------------------------------------------------------------------------------------------------------------------|--------------------------------------------------------------------------------------------------------------------------------------------------------------------------------------------------------------------------------------------------------------------------------------------------------------------------------------------------------------------------------------------------------------------------------------------------------------------------------------------------------------------------------------------------------------------------------------------------------------------------------------------------------------------------------------------------------------------------------------------------------------------------------------------------------------------------------------------------------------------------------------------------------------------------------------------------------------------------------------|-----------------------------------------------------------------------------------------------------------------------------------------------------------------------------------------------------------------------------------------------------------------------------------------------------------------------------------------------------------------|
| <ul style="list-style-type: none"> • How to write a list of instructions. • Bossy verbs • Headings and subheadings • Using conjunctions  | <p>How to Build a Snowman and Dog. Turn that boring snow day into a snow-much-fun day by building some of our silly snowmen. All you need to build a basic snowman is some kind of scoop or shovel, a carrot and buttons. But if you want to build a more creative character, these tools are helpful:</p> <ul style="list-style-type: none"> • Warm, waterproof boots, gloves and ski pants (you'll be outside for a while!) • General-purpose soil scoop • Ice cream spade • Bucket • Large thermos (to hold the water for your slush) • Sturdy apple corer (to make the hole for the carrot nose) • Variety of sturdy spoons | <ul style="list-style-type: none"> • A 'how to' title. • Rhetorical question. • Bullet points. • Adverbs. • Chronological order. • Imperative verbs. • Technical vocabulary. • Present tense.  |
| What will I know by the end of this unit? | <p>Ready to dig in? Gather the supplies listed and get ready to let the good times roll! How to make it:</p> <ol style="list-style-type: none"> 1. Make a classic three-ball snowman, with the bottom ball about 1m tall and stack the two smaller balls on top. 2. Push the sticks into the centre snowball for arms and put the mittens on the ends. 3. Add the coal for eyes and a carrot nose. Put on the hat and scarf. 4. To make the dog, start with a 30cm snowball for the midsection. Add a slightly larger ball in front and a smaller ball on top for the head. 5. Scoop out eye sockets so that the eyes will be deeply inset and add snowballs to make the ears and a snout. 6. Add coal for eyes and a rock for the nose. 8. Pack snow in the shape of front legs and add a tail in the back so it appears to be wagging. 9. Place the belt around the neck as a collar. | Prior learning |
| <ul style="list-style-type: none"> • How to write an instruction text • Why instructions are written. • How to use a rhetorical question. • A 'how to' title. • Using Bullet points or numbers to organise your writing. • Chronological order. • Imperative verbs. • Technical vocabulary. • Present tense.  | <p>Snow School Tips Are you a rookie? A few helpful tips will turn you into a master snowman builder!</p> <ul style="list-style-type: none"> • Start by rolling a batch of snowballs in different sizes and store them in a shady spot until you're ready to build. • Use wet snow for the best results. The snow is wet enough if you're able to form a fat, round snowball easily... | <ul style="list-style-type: none"> • Pumpkin soup (Y1) • How to trap a woolly mammoth (Y2) • How to make medicine for Grandma (Y2) • How to wash an elephant (Y3) • How to wrap an Egyptian mummy (Y3)  |
| <p>Task: Highlight any text features that you recognise in the example text. Can you make a key?</p> | <p>To read the rest of the instructions visit https://www.literacywagoll.com/instructions.html</p> | Some fantastic instruction texts. |
|  <p>How to wash a woolly mammoth.</p> |  <p>A guide to being awesome.</p> |  <p>Nadiya's Bake me a story.</p> |

