














Instruction writing knowledge organiser		Year 4						
What should I already know?	What a good one looks like!	Instruction writing toolkit						
<ul style="list-style-type: none"> <li>How to write a list of instructions.</li> <li>Bossy verbs</li> <li>Headings and subheadings</li> <li>Using conjunctions</li> </ul> 	<p><b>How to Build a Snowman and Dog.</b></p> <p>Turn that boring snow day into a snow-much-fun day by building some of our silly snowmen. All you need to build a basic snowman is some kind of scoop or shovel, a carrot and buttons. But if you want to build a more creative character, these tools are helpful:</p> <ul style="list-style-type: none"> <li>Warm, waterproof boots, gloves and ski pants (you'll be outside for a while!)</li> <li>General-purpose soil scoop</li> <li>Ice cream spade</li> <li>Bucket</li> <li>Large thermos (to hold the water for your slush)</li> <li>Sturdy apple corer (to make the hole for the carrot nose)</li> <li>Variety of sturdy spoons</li> </ul>	<ul style="list-style-type: none"> <li>A 'how to' title.</li> <li>Rhetorical question.</li> <li>Bullet points.</li> <li>Adverbs.</li> <li>Chronological order.</li> <li>Imperative verbs.</li> <li>Technical vocabulary.</li> <li>Present tense.</li> </ul> 						
What will I know by the end of this unit?		Prior learning						
<ul style="list-style-type: none"> <li>How to write an instruction text</li> <li>Why instructions are written.</li> <li>How to use a rhetorical question.</li> <li>A 'how to' title.</li> <li>Using Bullet points or numbers to organise your writing.</li> <li>Chronological order.</li> <li>Imperative verbs.</li> <li>Technical vocabulary.</li> <li>Present tense.</li> </ul> 	<p>Ready to dig in? Gather the supplies listed and get ready to let the good times roll!</p> <p>How to make it:</p> <ol style="list-style-type: none"> <li>1. Make a classic three-ball snowman, with the bottom ball about 1m tall and stack the two smaller balls on top.</li> <li>2. Push the sticks into the centre snowball for arms and put the mittens on the ends.</li> <li>3. Add the coal for eyes and a carrot nose. Put on the hat and scarf.</li> <li>4. To make the dog, start with a 30cm snowball for the midsection. Add a slightly larger ball in front and a smaller ball on top for the head.</li> <li>5. Scoop out eye sockets so that the eyes will be deeply inset and add snowballs to make the ears and a snout.</li> <li>6. Add coal for eyes and a rock for the nose.</li> <li>8. Pack snow in the shape of front legs and add a tail in the back so it appears to be wagging.</li> <li>9. Place the belt around the neck as a collar.</li> </ol> <p><b>Snow School Tips</b></p> <p>Are you a rookie? A few helpful tips will turn you into a master snowman builder!</p> <ul style="list-style-type: none"> <li>Start by rolling a batch of snowballs in different sizes and store them in a shady spot until you're ready to build.</li> <li>Use wet snow for the best results. The snow is wet enough if you're able to form a fat, round snowball easily...</li> </ul> <p><b>To read the rest of the instructions visit</b>  <a href="https://www.literacywagoll.com/instructions.html">https://www.literacywagoll.com/instructions.html</a></p>	<ul style="list-style-type: none"> <li>Pumpkin soup (Y1)</li> <li>How to trap a woolly mammoth (Y2)</li> <li>How to make medicine for Grandma (Y2)</li> <li>How to wash an elephant (Y3)</li> <li>How to wrap an Egyptian mummy (Y3)</li> </ul> 						
<p><b>Task:</b> Highlight any text features that you recognise in the example text. Can you make a key?</p>								
<p><b>Some fantastic instruction texts.</b></p> <table border="1"> <tr> <td></td> <td></td> <td></td> </tr> <tr> <td>How to wash a woolly mammoth.</td> <td>A guide to being awesome.</td> <td>Nadiya's Bake me a story.</td> </tr> </table>						How to wash a woolly mammoth.	A guide to being awesome.	Nadiya's Bake me a story.
								
How to wash a woolly mammoth.	A guide to being awesome.	Nadiya's Bake me a story.						

